

# Dual Moments and Risk Attitudes\*

Louis R. Eeckhoudt  
IÉSEG School of Management  
Catholic University of Lille  
and CORE  
Louis.Eeckhoudt@fucam.ac.be

Roger J. A. Laeven  
Amsterdam School of Economics  
University of Amsterdam, EURANDOM  
and CentER  
R.J.A.Laeven@uva.nl

This Version: May 19, 2020

## Abstract

In decision under risk, the primal moments of mean and variance play a central role to define the local index of absolute risk aversion. In this paper, we show that in the canonical non-EU models provided by the dual theory and rank-dependent utility, dual moments have to be used instead of, or on par with, their primal counterparts to obtain an equivalent index of absolute risk aversion.

**Keywords:** Risk Premium; Expected Utility; Dual Theory; Rank-Dependent Utility; Local Index; Absolute Risk Aversion.

**JEL Classification:** D81.

**OR/MS Classification:** Decision analysis: Risk.

**Area of Review:** Decision Analysis.

---

\*Eeckhoudt: Catholic University of Lille, IÉSEG School of Management, 3 Rue de la Digue, Lille 59000, France. Laeven: University of Amsterdam, Amsterdam School of Economics, Department of Quantitative Economics, PO Box 15867, 1001 NJ Amsterdam, The Netherlands.

# 1 Introduction

In their important seminal work, Pratt [33] and Arrow [3, 4] (henceforth, PA) show that under expected utility (EU) the risk premium  $\pi$  associated to a small risk  $\tilde{\varepsilon}$  with zero mean can be approximated by the following expression:

$$\pi \simeq \frac{\mathfrak{m}_2}{2} \left( -\frac{U''(w_0)}{U'(w_0)} \right). \quad (1.1)$$

Here,  $\mathfrak{m}_2$  is the second moment about the mean (i.e., the variance) of  $\tilde{\varepsilon}$  while  $U'(w_0)$  and  $U''(w_0)$  are the first and second derivatives of the utility function of wealth  $U$  at the initial wealth level  $w_0$ .<sup>1</sup> In the PA-approach, the designation “small” refers to a risk that has a probability mass equal to unity but a small variance. The PA-approximation in (1.1) provides a very insightful dissection of the EU risk premium, disentangling the complex interplay between the probability distribution of the risk, the decision-maker’s risk attitude, and his initial wealth. This well-known result has led to many developments and applications within the EU model in many fields; see e.g., Aït-Sahalia and Lo [2], Cohen [14], Eeckhoudt, Gollier and Schlesinger [17] and the references therein.

The aim of this paper is to show that a similar result can also be obtained outside EU, in the dual theory of choice under risk (DT; Yaari [48]) and, more generally and behaviorally more relevant, under rank-dependent utility (RDU; Quiggin [36]). The RDU model encompasses both EU and DT as special cases and is at the basis of (cumulative) prospect theory (Tversky and Kahneman [44]).<sup>2</sup> To achieve this, we substitute or complement the primal second moment  $\mathfrak{m}_2$  by its dual counterpart, and substitute or complement the derivatives of the utility function  $U$  by the respective derivatives of the probability weighting function.<sup>3</sup> This modification enables us to develop for these two canonical non-EU models a simple and intuitive local index of risk attitude that resembles the one in (1.1) under EU. Our results allow for quite arbitrary utility and probability weighting functions including inverse  $s$ -shaped functions such as the probability

---

<sup>1</sup>For ease of exposition, we assume  $U$  to be twice continuously differentiable, with positive first derivative.

<sup>2</sup>According to experimental evidence collected by Harrison and Swarthout [25], RDU seems to emerge even as the most important non-EU preference model from a descriptive perspective.

<sup>3</sup>Dual moments are sometimes referred to as mean order statistics in the statistics literature; see Section 2 for further details.

weighting functions in Prelec [35] and Wu and Gonzalez [45], which are descriptively relevant (Abdellaoui [1]). Thus, we allow for violations of e.g., strong risk aversion (Chew, Karni and Safra [13] and Roëll [37]) in the sense of aversion to mean-preserving spreads à la Rothschild and Stiglitz [39] (see also Machina and Pratt [28]).

In a very stimulating strand of research, Chew, Karni and Safra [13] and Roëll [37] have developed the “global” counterparts of the results presented here; see also the more recent Chateauneuf, Cohen and Meilijson [10, 11] and Ryan [40]. Surprisingly, the “local” approach has received no attention under DT and RDU, except—to the best of our knowledge—for a relatively little used paper by Yaari [47]. Specifically, Yaari exploits a uniformly ordered local quotient of derivatives (his Definition 4) with the aim to establish global results, restricting attention to DT. Yaari does not analyze the local behavior of the risk premium nor does he make a reference to dual moments, which are instrumental to our results. For global measures of risk aversion under prospect theory, we refer to Schmidt and Zank [41].

The insightful Nau [32] proposes a significant generalization of the PA-measure of local risk aversion in another direction. He considers the case in which probabilities may be subjective, utilities may be state-dependent, and probabilities and utilities may be inseparable, by invoking Yaari’s [46] elementary definition of risk aversion as “payoff convex” preferences, which agrees with the Rothschild and Stiglitz [39] concept of aversion to mean-preserving spreads under EU.

Our paper is organized as follows. In Section 2 we introduce some preliminaries and define the second dual moment, which we use in Section 3 to develop the local index of absolute risk aversion under DT. In Section 4 we extend our results to the RDU model. Section 5 discusses related literature in connection to our results and establishes additional results as well as interpretations and implications of our results. Section 6 generalizes our results to cover non-binary risks. Section 7 illustrates our results in examples. In Section 8 we present an application to portfolio choice and we provide a conclusion in Section 9. Some supplementary material, including the proof of a result in Section 5 and two illustrations to supplement Section 7, suppressed in this version to save space, is contained in an online appendix.

## 2 Preliminaries and the Second Dual Moment

Under Yaari's [48] dual theory (DT), the evaluation of a risk  $\tilde{\varepsilon}$  with cumulative distribution function  $F(x) = \mathbb{P}[\tilde{\varepsilon} \leq x]$  is represented by the preference functional

$$\int x dh(F(x)), \quad (2.1)$$

where, here and throughout, the integral runs over the support of  $F$  and the probability weighting (distortion) function  $h : [0, 1] \rightarrow [0, 1]$  is supposed to satisfy the following properties:  $h(0) = 0$ ,  $h(1) = 1$ , and  $h' > 0$ .<sup>4</sup> Rather than distorting "decumulative" probabilities (as in Yaari [48]), we adopt the convention to distort cumulative probabilities. Our convention ensures that aversion to mean-preserving spreads corresponds to  $h'' < 0$  (i.e., strict concavity) under DT, just like it corresponds to  $U'' < 0$  under EU, which facilitates the comparison. Should we adopt the convention to distort decumulative probabilities, the respective probability weighting function  $\bar{h}(p) := 1 - h(1 - p)$  would be convex when  $h$  is concave.

Furthermore, a rank-dependent utility (RDU) decision-maker (Quiggin [36]) evaluates a risk  $\tilde{\varepsilon}$  with cumulative distribution function  $F$  by the preference representation

$$\int U(x) dh(F(x)), \quad (2.2)$$

where we suppose  $U' > 0$  and  $h$  as above. The RDU decision-maker is averse to mean-preserving spreads if and only if  $U'' < 0$  and  $h'' < 0$ . See the references in the Introduction for global results on risk aversion under DT and RDU. Clearly, RDU reduces to EU when the probability weighting function  $h$  is the identity and to DT when the utility function  $U$  is affine.

The *second dual moment about the mean* of an arbitrary risk  $\tilde{\varepsilon}$ , denoted by  $\bar{m}_2$ , is defined by

$$\bar{m}_2 := \mathbb{E} \left[ \max \left( \tilde{\varepsilon}^{(1)}, \tilde{\varepsilon}^{(2)} \right) \right] - \mathbb{E}[\tilde{\varepsilon}], \quad (2.3)$$

where  $\tilde{\varepsilon}^{(1)}$  and  $\tilde{\varepsilon}^{(2)}$  are two independent copies of  $\tilde{\varepsilon}$ . The second dual moment can be interpreted as the expectation of the largest order statistic: it represents the expected best outcome among

---

<sup>4</sup>For ease of exposition, we assume  $h$  to be twice continuously differentiable.

two independent draws of the risk. The definition and interpretation of the 2-nd dual moment readily generalize to the  $n$ -th order,  $n \in \mathbb{N}_{>0}$ , by considering  $n$  copies.

Our analysis will reveal that for an RDU maximizer who evaluates a small zero-mean risk, the second dual moment stands on equal footing with the variance as a fundamental measure of risk. While the variance provides a measure of risk in the “payoff plane”,<sup>5</sup> the second dual moment can be thought of as a measure of risk in the “probability plane”. Indeed, for a risk  $\tilde{\varepsilon}$  with cumulative distribution function  $F$ , so<sup>6</sup>

$$\mathfrak{m} := \mathbb{E} [\tilde{\varepsilon}] = \int x \, dF(x), \quad (2.4)$$

we have that

$$\mathfrak{m}_2 = \int (x - \mathfrak{m})^2 \, dF(x), \quad \text{while} \quad \bar{\mathfrak{m}}_2 = \int (x - \mathfrak{m}) \, d(F(x))^2. \quad (2.5)$$

For the sake of brevity and in view of (2.3), we shall term the second dual moment about the mean,  $\bar{\mathfrak{m}}_2$ , the *maxiance* by analogy to the *variance*. Our designation “small” in “small zero-mean risk” will quite naturally refer to a risk with small maxiance under DT and to a risk with both small variance and small maxiance under RDU.

One readily verifies that for a zero-mean risk  $\tilde{\varepsilon}$ ,

$$\mathbb{E} \left[ \max \left( \tilde{\varepsilon}^{(1)}, \tilde{\varepsilon}^{(2)} \right) \right] = -\mathbb{E} \left[ \min \left( \tilde{\varepsilon}^{(1)}, \tilde{\varepsilon}^{(2)} \right) \right].$$

The *miniance*—the expected *worst* outcome among two independent draws—is perhaps a more natural measure of “risk”, but agrees with the maxiance for zero-mean risks upon a sign change. This is easily seen from the Riemann-Stieltjes representations of the miniance and maxiance.

---

<sup>5</sup>We refer to Meyer [30] and Eichner and Wagener [21] for insightful comparative statics results on the mean-variance trade-off and its compatibility with EU.

<sup>6</sup>Formally, our integrals with respect to functions are Riemann-Stieltjes integrals. If the integrator is a cumulative distribution function of a discrete (or non-absolutely continuous) risk, or a function thereof, then the Riemann-Stieltjes integral does not in general admit an equivalent expression in the form of an ordinary Riemann integral.

Indeed,

$$\begin{aligned} -\mathbb{E} \left[ \min \left( \tilde{\varepsilon}^{(1)}, \tilde{\varepsilon}^{(2)} \right) \right] &= \int x \, d(1 - F(x))^2 \\ &= -2 \int x \, dF(x) + \int x \, d(F(x))^2 = \mathbb{E} \left[ \max \left( \tilde{\varepsilon}^{(1)}, \tilde{\varepsilon}^{(2)} \right) \right], \end{aligned}$$

where the last equality follows because  $\int x \, dF(x) = 0$  when  $\tilde{\varepsilon}$  is a zero-mean risk.

Just like the first and second primal moments occur under EU when the utility function is linear and quadratic, the first and second dual moments correspond to a linear and quadratic probability weighting function under DT (cf. (2.1) and (2.4)–(2.5)). For further details on mean order statistics and their integral representations we refer to David [16]. In the stochastic dominance literature, these expectations of order statistics and their higher-order generalizations arise naturally in an interesting paper by Muliere and Scarsini [31], when defining a sequence of progressive  $n$ -th degree “inverse” stochastic dominances by analogy to the conventional stochastic dominance sequence (see Ekern [22] and Fishburn [23]).

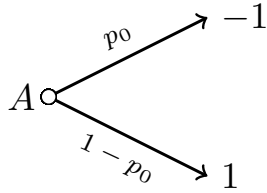
In a related strand of the literature, Eeckhoudt and Schlesinger [18] (see also Eeckhoudt, Schlesinger and Tsetlin [19]) and Eeckhoudt, Laeven and Schlesinger [20] derive simple nested classes of lottery pairs to sign the  $n$ -th derivative of the utility function and probability weighting function, respectively. Their approach can be seen to control the primal moments for EU and the dual moments for DT. Expressions similar (but not identical) to dual moments also occur naturally in decision analysis applications. For example, the expected value of information when the information will provide one of two signals is the maximum of the two posterior expected values (e.g., payoffs or utilities) minus the highest prior expected value. This generalizes to the case of  $n > 2$  possible signals. See Smith and Winkler [43] for a related problem.

### 3 Local Risk Aversion under the Dual Theory

Consider a DT decision-maker. In order to develop the local index of absolute risk aversion under DT we start from a lottery  $A$  given by the following representation (in this and the next

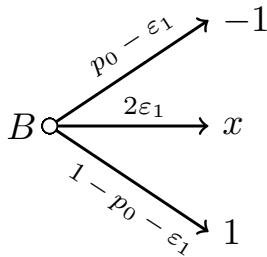
section our treatment is simple and illustrative; the general results are in Section 6):<sup>7,8</sup>

Figure 1: Lottery  $A$



We transform lottery  $A$  into a lottery  $B$  given by:<sup>9</sup>

Figure 2: Lottery  $B$



To obtain  $B$  from  $A$  we subtract a probability  $\epsilon_1$  from the probabilities of both states of the world in  $A$  without changing the outcomes and we assign these two probabilities jointly, i.e.,  $2\epsilon_1$ , to a new intermediate state to which we attach an outcome  $x$  with  $-1 < x < 1$ . If  $x \equiv 0$ , then  $\mathbb{E}[A] = \mathbb{E}[B]$  and  $B$  is a mean-preserving contraction of  $A$ .

The value of  $x$  will be chosen such that the decision-maker is indifferent between  $A$  and  $B$ . Naturally the difference between 0 and  $x$ , denoted by  $\rho = 0 - x$ , represents the risk premium associated to the risk change from  $A$  to  $B$ . As we will show in Section 5.2 this definition of the risk premium can be viewed as a natural generalization of the PA risk premium to the case of risk changes with probability mass less than unity. Depending on the shape of  $h$  the risk premium  $\rho$  may be positive or negative. If (and only if)  $h'' < 0$ , the corresponding DT

<sup>7</sup>In all figures, values along (at the end of) the arrows represent probabilities (outcomes).

<sup>8</sup>Of course, we assume  $0 < p_0 < 1$ .

<sup>9</sup>We assume  $0 < \epsilon_1 < \min\{p_0, 1 - p_0\}$ .

maximizer is averse to mean-preserving spreads, and would universally prefer  $B$  over  $A$  when  $x$  were 0. Thus, to establish indifference between  $A$  and  $B$  for such a decision-maker,  $x$  has to be smaller than 0, in which case  $\rho$  is positive.

In general, for  $x \equiv 0 - \rho$  in  $B$ , indifference between  $A$  and  $B$  under DT implies:

$$\begin{aligned} & h(p_0)(w_0 - 1) + (1 - h(p_0))(w_0 + 1) \\ &= h(p_0 - \varepsilon_1)(w_0 - 1) + (h(p_0 + \varepsilon_1) - h(p_0 - \varepsilon_1))(w_0 - \rho) + (1 - h(p_0 + \varepsilon_1))(w_0 + 1), \end{aligned} \quad (3.1)$$

where  $w_0$  is the decision-maker's initial wealth level. From (3.1) we obtain the explicit solution

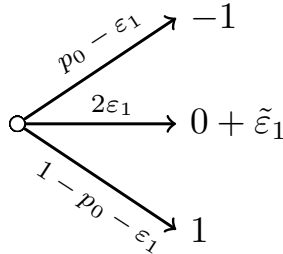
$$\rho = \frac{(h(p_0) - h(p_0 - \varepsilon_1)) - (h(p_0 + \varepsilon_1) - h(p_0))}{(h(p_0 + \varepsilon_1) - h(p_0 - \varepsilon_1))}. \quad (3.2)$$

By approximating  $h(p_0 \pm \varepsilon_1)$  in (3.2) using second-order Taylor series expansions around  $h(p_0)$ , we obtain the following approximation for the DT risk premium:

$$\rho \simeq \frac{\bar{m}_2}{2\Pr} \left( -\frac{h''(p_0)}{h'(p_0)} \right). \quad (3.3)$$

Here,  $\bar{m}_2$  is the unconditional maxiance of the risk  $\tilde{\varepsilon}_1$  that describes the mean-preserving spread from  $B$  with  $x \equiv 0$  to  $A$ . Unconditionally,  $\tilde{\varepsilon}_1$  takes the values  $\pm 1$  each with probability  $\varepsilon_1$ . Furthermore,  $\Pr$  is the total unconditional probability mass associated to  $\tilde{\varepsilon}_1$ ; see Figure 3.

Figure 3: Mean-Preserving Spread from  $B$  with  $x \equiv 0$  to  $A$ .



Observe that lottery  $A$  is obtained from lottery  $B$  (with  $x \equiv 0$ ) by attaching the risk  $\tilde{\varepsilon}_1$  to the intermediate branch of  $B$ . That is, the risk  $\tilde{\varepsilon}_1$  is effective conditionally upon realization



of the intermediate state of lottery  $B$ , which occurs with probability  $2\varepsilon_1$ . One readily verifies that, for this risk  $\tilde{\varepsilon}_1$ , we have that, unconditionally,  $\bar{m}_2 = 2\varepsilon_1^2$  and  $\Pr = 2\varepsilon_1$ . We consider the unconditional maxiance of the zero-mean risk  $\tilde{\varepsilon}_1$  to be “small” and compute the Taylor expansions up to the order  $\varepsilon_1^2$ . Henceforth, maxiances and variances are always understood to be unconditional.

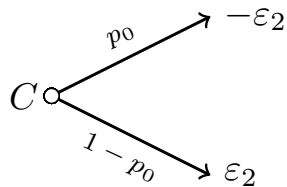
It is important to compare our result in (3.3) to that obtained by PA presented in (1.1). In PA the local approximation of the risk premium is proportional to the variance, while under DT it is proportional to the maxiance.

We note that the local approximation of the DT risk premium in (3.3) remains valid in general, for non-binary zero-mean risks  $\tilde{\varepsilon}_1$  with small maxiance, just like, as is well-known, (1.1) is valid for non-binary zero-mean risks with small variance. See Proposition 6.1 in Section 6.

## 4 Local Risk Aversion under Rank-Dependent Utility

Under DT the local index arises from a risk change with small maxiance. To deal with the RDU model, which encompasses both EU and DT as special cases, we naturally have to consider changes in risk that are small in both variance and maxiance. To achieve this, we start from a lottery  $C$  given by:<sup>10</sup>

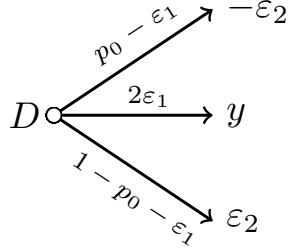
Figure 4: Lottery  $C$



Similar to under DT, we transform lottery  $C$  into a lottery  $D$  by reducing the probabilities of both states in  $C$  by a probability  $\varepsilon_1$  and assigning the released probability  $2\varepsilon_1$  to an intermediate state with outcome  $y$ , where  $-\varepsilon_2 < y < \varepsilon_2$ . This yields a lottery  $D$  given by:

<sup>10</sup>We assume  $\varepsilon_2 > 0$ .

Figure 5: Lottery  $D$



Of course, when  $y \equiv 0$ ,  $D$  is a mean-preserving contraction of  $C$ . All RDU decision-makers that are averse to mean-preserving spreads therefore prefer  $D$  over  $C$  in that case.

In general, we can search for  $y$  such that indifference between  $C$  and  $D$  occurs. The discrepancy between the resulting  $y$  and 0 is the RDU risk premium associated to the risk change from  $C$  to  $D$  and its value, denoted by  $\lambda = 0 - y$ , is the solution to

$$\begin{aligned}
 & h(p_0)U(w_0 - \epsilon_2) + (1 - h(p_0))U(w_0 + \epsilon_2) \\
 &= h(p_0 - \epsilon_1)U(w_0 - \epsilon_2) + (h(p_0 + \epsilon_1) - h(p_0 - \epsilon_1))U(w_0 - \lambda) \\
 & \quad + (1 - h(p_0 + \epsilon_1))U(w_0 + \epsilon_2).
 \end{aligned} \tag{4.1}$$

It will be positive or negative depending on the shapes of  $U$  and  $h$ .

Approximating the solution to (4.1) by Taylor series expansions, up to the first order in  $\lambda$  around  $U(w_0)$  and up to the second orders in  $\epsilon_1$  and  $\epsilon_2$  around  $U(w_0)$  and  $h(p_0)$ , we obtain the following approximation for the RDU risk premium:

$$\lambda \simeq \frac{\mathfrak{m}_2}{2\mathbf{Pr}} \left( -\frac{U''(w_0)}{U'(w_0)} \right) + \frac{\bar{\mathfrak{m}}_2}{2\mathbf{Pr}} \left( -\frac{h''(p_0)}{h'(p_0)} \right). \tag{4.2}$$

Here,  $\mathfrak{m}_2$  and  $\bar{\mathfrak{m}}_2$  are the unconditional variance and maxiance of the risk  $\tilde{\epsilon}_{12}$  that dictates the mean-preserving spread from  $D$  with  $y \equiv 0$  to  $C$ . Unconditionally,  $\tilde{\epsilon}_{12}$  takes the values  $\pm\epsilon_2$  each with probability  $\epsilon_1$ . Furthermore,  $\mathbf{Pr}$  is the total unconditional probability mass associated to

$\tilde{\varepsilon}_{12}$ .<sup>11</sup>

Comparing (4.2) to (1.1) and (3.3) reveals that the local approximation of the RDU risk premium aggregates the (suitably scaled) EU and DT counterparts, with the variance and maxiance featuring equally prominently.

As shown in Section 6, the local approximation of the RDU risk premium in (4.2) also generalizes naturally to non-binary risks  $\tilde{\varepsilon}_{12}$ . See Proposition 6.2.

## 5 Related Literature

### 5.1 Global Results: Comparative Risk Aversion under RDU

Not only the local properties of the previous sections are valid under DT and RDU but also the corresponding global properties, just like in the PA-approach under the EU model (see, in particular, Theorem 1 in Pratt [33]). In this section, we restrict attention to the RDU model. (The DT model occurs as a special case.) We first note that the definition of the RDU risk premium in (4.1) applies also when  $\varepsilon_1$  and  $\varepsilon_2$  are “large”, as long as  $0 < \varepsilon_1 \leq \{p_0, 1 - p_0\} < 1$  and  $\varepsilon_2 > 0$  are satisfied. We then state the following result:

**Proposition 5.1** *Let  $U_i$ ,  $h_i$ ,  $\lambda_i(p_0, w_0, \varepsilon_1, \varepsilon_2)$  be the utility function, the probability weighting function, and the risk premium solving (4.1), respectively, for RDU decision-maker  $i = 1, 2$ . Then the following conditions are equivalent:*

- (i)  $-\frac{U_2''(w)}{U_2'(w)} \geq -\frac{U_1''(w)}{U_1'(w)}$  and  $-\frac{h_2''(p)}{h_2'(p)} \geq -\frac{h_1''(p)}{h_1'(p)}$  for all  $w$  and all  $p \in (0, 1)$ .
- (ii)  $\lambda_2(p_0, w_0, \varepsilon_1, \varepsilon_2) \geq \lambda_1(p_0, w_0, \varepsilon_1, \varepsilon_2)$  for all  $0 < \varepsilon_1 \leq \{p_0, 1 - p_0\} < 1$ , all  $w_0$ , and all  $\varepsilon_2 > 0$ .

Because the binary symmetric zero-mean risk  $\tilde{\varepsilon}_{12}$  in Section 4 induces a risk change that is a special case of a mean-preserving spread, the implication (i) $\Rightarrow$ (ii) in Proposition 5.1 in principle follows from the classical results on comparative risk aversion under RDU (Yaari [47], Chew,

---

<sup>11</sup>It is straightforward to verify that for  $\tilde{\varepsilon}_{12}$  we have that, unconditionally,  $\mathfrak{m}_2 = 2\varepsilon_1\varepsilon_2^2$ ,  $\bar{\mathfrak{m}}_2 = 2\varepsilon_1^2\varepsilon_2$ , and  $\text{Pr} = 2\varepsilon_1$ .

Karni and Safra [13], and Roëll [37]). The reverse implication (ii) $\Rightarrow$ (i) formalizes the connection between our local risk aversion approach and global risk aversion under RDU.

Due to the simultaneous involvement of both the utility function and the probability weighting function, the proof of the equivalences between (i) and (ii) under RDU is more complicated than that of the analogous properties under EU (and DT). Our proof of Proposition 5.1 (which is contained in online supplementary material) is based on the total differential of the RDU evaluation, and the sensitivity of the risk premium with respect to changes in payoffs.

## 5.2 Relation to the Pratt-Arrow Definition of the Risk Premium

Our definition of the risk premium under RDU in (4.1) can be viewed as a natural generalization of the risk premium of Pratt [33] and Arrow [3, 4]. To see this, first note that the PA-definition, under which a risk is compared to a sure loss equal to the risk premium, occurs when  $p_0 = \varepsilon_1 = \frac{1}{2}$ .<sup>12</sup> Then, lottery  $D$  becomes a sure loss of  $\lambda$  the value of which is such that the decision-maker is indifferent to the risk of lottery  $C$ .

When  $\varepsilon_1 < \frac{1}{2}$ , our definition of the RDU risk premium provides a natural generalization of the PA-definition. This becomes readily apparent if we omit the common components of lotteries  $D$  and  $C$  with the same incremental RDU evaluation and isolate the risk change, which yields

Figure 6: Lottery  $D$  after Omitting the Components in Common with Lottery  $C$ .

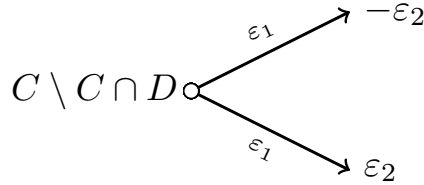
$$D \setminus C \cap D \circ \xrightarrow{2\varepsilon_1} -\lambda$$

and

---

<sup>12</sup>Recall that the probability  $\varepsilon_1$  and payoff  $\pm\varepsilon_2$  in (4.1) can be “large” as long as  $0 < \varepsilon_1 \leq \{p_0, 1 - p_0\} < 1$  and  $\varepsilon_2 > 0$ .

Figure 7: Lottery  $C$  after Omitting the Components in Common with Lottery  $D$ .



The value of  $\lambda$  thus represents the risk premium for the risk change induced by a risk that, unconditionally, takes the values  $\pm\varepsilon_2$  each with probability  $\varepsilon_1$ .

When  $\varepsilon_1 < \frac{1}{2}$ , the original comparison between  $C$  and  $D$  is a comparison between two risky situations as in Ross [38], Machina and Neilson [27], and Pratt [34]. The removal of common components, however, reveals that we essentially face a PA-comparison between a single loss and a risk with the same total probability mass, which is now allowed to be smaller than unity.

### 5.3 First and Second Order Risk Aversion

In an insightful paper, Segal and Spivak [42] introduce the concepts of first and second order risk aversion. They analyze the limiting behavior of the risk premium of Pratt [33] and Arrow [3, 4] when the payoff (i.e., size) of the risk tends to zero. Clearly, this risk premium equals zero when the payoff of the risk is identical zero, i.e., when the risk is degenerate at zero. Now if, for small payoff, the risk premium is proportional to the payoff (or, more generally, not of smaller order than the payoff), then risk attitude is said to be of order 1. If the risk premium is proportional to the square of the payoff (or, more generally, of smaller order than the payoff but not than the square of the payoff), then risk attitude is of order 2.

Let us now consider our generalization of the PA-definition of the risk premium based upon the comparison between the lotteries  $C$  and  $D$  of Section 4. In particular, we wish to analyze the behavior of the RDU risk premium for the risk  $t\tilde{\varepsilon}_{12}$  when  $t \downarrow 0$ , where the zero-mean risk  $\tilde{\varepsilon}_{12}$  represents the mean-preserving spread from lottery  $D$  with  $y \equiv 0$  to lottery  $C$ . From our results in Section 4 it follows that for the RDU risk premium  $\lambda$  associated to  $t\tilde{\varepsilon}_{12}$ , as a function

of  $t$ ,

$$\lambda(t) \simeq t^2 \frac{\bar{m}_2}{2Pr} \left( -\frac{U''(w_0)}{U'(w_0)} \right) + t \frac{\bar{m}_2}{2Pr} \left( -\frac{h''(p_0)}{h'(p_0)} \right). \quad (5.3)$$

Note that  $\lambda(0) \equiv 0$  and that

$$\left. \frac{\partial \lambda}{\partial t} \right|_{t=0^+} \neq 0,$$

provided that  $h''(p_0) \neq 0$ . Eqn. (5.3) nicely makes apparent the well-known fact that risk aversion is a first-order phenomenon under RDU and DT, but a second-order phenomenon under EU. Indeed,  $\lim_{t \rightarrow 0^+} \frac{\lambda(t)}{t} \neq 0$ , i.e.,  $\lambda(t)$  is not  $o(t)$ , unless, of course,  $h''(p_0) = 0$ .<sup>13</sup> We summarize the result above in the following proposition:

**Proposition 5.2** *Let the decision-maker be an RDU maximizer. Then his attitude towards risk is of order 1 at the points where  $h''(p) \neq 0$ .*

A related result appears in Proposition 4 of Segal and Spivak [42] when analyzing the risk premium of Pratt and Arrow, of which our definition of the risk premium is a generalization (see Section 5.2). Contrary to Segal and Spivak [42], our analysis is not restricted to either globally strictly concave or globally strictly convex probability weighting functions, owing to the local nature of our approximations. That is, our analysis also applies to e.g., inverse  $s$ -shaped probability weighting functions, which are descriptively relevant. Thus, Proposition 5.2 reconfirms, but also generalizes, the corresponding result in Segal and Spivak [42].

The fact that attitude towards risk is a first-order phenomenon under RDU has important implications for optimal portfolio choice and insurance coverage. For instance, an RDU decision-maker may prefer to hold a fully risk-less investment portfolio even when the equity premium is positive, or buy full insurance coverage even when the insurance premium loading is positive, contrary to an EU maximizer for whom risk aversion is a second-order phenomenon; see Segal and Spivak [42], Eeckhoudt, Gollier and Schlesinger [17], S. 13.2, and Section 8 below.

---

<sup>13</sup>In the latter case,  $\lambda(t)$  is  $o(t)$  but not  $o(t^2)$ , provided  $U''(w_0) \neq 0$ .

## 5.4 Related Measures of Risk

Dual moments can be related to the Gini coefficient named after statistician Corrado Gini and used by economists to measure the dispersion of the income distribution of a population, summarizing its income inequality. In risk theory, the Gini coefficient  $\mathcal{G}$  of a risk  $\tilde{\varepsilon}$  is usually defined by

$$\mathcal{G} = \frac{\mathbb{E} [|\tilde{\varepsilon}^{(1)} - \tilde{\varepsilon}^{(2)}|]}{2\mathbb{E} [\tilde{\varepsilon}]}, \quad (5.4)$$

which represents half the relative (i.e., normalized) expected absolute difference between two independent draws of the risk  $\tilde{\varepsilon}$ . One can verify that, equivalently but less well-known,

$$\mathcal{G} = \frac{\bar{m}_2}{m}. \quad (5.5)$$

This alternative expression features the ratio of the maxiance and the first moment. Thus,  $\bar{m}_2 = \mathcal{G}m$ .

To measure income inequality among a population, one interprets  $\mathbb{P}[\tilde{\varepsilon} > x]$  as the fraction of a population with income exceeding  $x$ . It is well-known that the Gini coefficient  $\mathcal{G}$  decreases when income from the rich part of the population is transferred to the poor part, more precisely, when the distribution of  $\tilde{\varepsilon}$  undergoes a mean-preserving contraction. Clearly, the same is true for the second dual moment  $\bar{m}_2$ . Then income inequality reduces, according to these measures.

When the mean is kept constant, second order stochastic dominance, as implied by a mean-preserving contraction, is equivalent to Lorenz ordering (e.g., Atkinson [5], Ben-Porath and Gilboa [7], Yitzhaki [49]). As income distributions are often not ordered by (the partial) Lorenz ordering, but have intersecting Lorenz curves, many papers have analyzed ordering refinements (see e.g., Muliere and Scarsini [31], Davies and Hoy [15], Chateauneuf, Gajdos and Wilthien [9] and the references therein). This literature shows in particular that Gini coefficients of income distributions with the same mean preserve not only second order stochastic dominance, but also second and third order inverse stochastic dominance, and, from (5.5), so does the second dual moment  $\bar{m}_2$ . Thus, if two risks with the same mean are ordered in second or third order

inverse stochastic dominance, then the corresponding contributions

$$\frac{\bar{m}_2}{2Pr} \left( -\frac{h''(p_0)}{h'(p_0)} \right) = \frac{\mathcal{G}_m}{2Pr} \left( -\frac{h''(p_0)}{h'(p_0)} \right),$$

to our RDU risk premium approximation in (4.2) will also be ordered. In recent work, Eeckhoudt, Laeven and Schlesinger [20] provide simple characterizations of third (and higher) order inverse stochastic dominance.

Finally, in the context of investment portfolio evaluation,  $n$ -th degree expectations of first order statistics also appear in Cherny and Madan [12] as measures of performance. In this setting, the expected maximal financial loss occurring in  $n$  independent draws of a risk is used as a measure to define an acceptability index linked to a tolerance level of stress.

## 5.5 Measuring Risk Aversion

Since Pratt [33] and Arrow [3, 4] the dominant measure of risk aversion under EU is given by the local index  $-\frac{U''(w_0)}{U'(w_0)}$ . As shown by Pratt [33], Theorem 1, this measure of absolute risk aversion is equivalent to other reasonable measures of risk aversion. Moreover, it is invariant to positive affine transformations of the utility function, and, in fact, contains all information relevant to the cardinal scale given by the utility function. For empirical and experimental measurements of risk aversion within EU, most often using parametric assumptions, we refer to, for example, Binswanger [8] and Holt and Laury [26] and the references therein.

As explained e.g., by Eeckhoudt, Gollier and Schlesinger [17], Ch. 1, the PA-approximation to the EU risk premium in (1.1) can be exploited to directly obtain a non-parametric measurement of the local index of risk aversion from simple experiments. Indeed, considering a binary zero-mean risk, assumed to be small-sized hence with small variance, generating a given gain and loss with equal probability, one may ask the question of what (share of) wealth one would be willing to pay to get rid of this zero-mean risk. The answer to this question, upon division by half the variance of the risk, yields an estimate of the local index of absolute (or relative, if the share of wealth is considered) risk aversion in EU.

This paper shows how the local index of risk aversion and the PA-approximation to the risk



premium can be generalized outside EU, to DT and RDU. The new approximations we develop can be used to directly obtain non-parametric estimates of the corresponding local indexes of risk aversion from simple experiments, just like under EU. In particular, under DT, the new approximation in Eqn. (3.3) can be exploited to directly obtain a non-parametric estimate of  $-\frac{h''(p_0)}{h'(p_0)}$ , with the role of the variance of the risk now replaced by the maxiance. That is, one may ask the question of what reduction in wealth in the intermediate state of lottery  $B$  makes the decision-maker indifferent between lotteries  $A$  and  $B$ , where the maxiance of the zero-mean risk  $\tilde{\varepsilon}_1$  describing the mean-preserving spread from  $B$  with  $x \equiv 0$  to  $A$  is assumed to be small. The answer to this question, upon division by half the maxiance of the risk times the total unconditional probability mass, yields an estimate of the local index of absolute risk aversion under DT.

Similarly, under RDU, by considering now risks with small variance and equally small maxiance, one may directly obtain a non-parametric estimate of the RDU local index of absolute risk aversion given by  $-\left(\frac{U''(w_0)}{U'(w_0)} + \frac{h''(p_0)}{h'(p_0)}\right)$  from Eqn. (4.2). Thus, our results indicate how experimentalists may obtain meaningful estimates of the local indexes of risk aversion in the DT and RDU models, by controlling the maxiance and both the variance and the maxiance, respectively.

## 6 Generalization to Non-Binary Risks

In this section, we first show that the local approximation for the DT risk premium in (3.3) remains valid for non-binary risks with small maxiance. Next, we prove that the RDU risk premium approximation in (4.2) also remains valid for non-binary risks with small variance and small maxiance. Throughout this section, we consider  $n$ -state risks with probabilities  $p_i$  associated to outcomes  $x_i$ ,  $i = 1, \dots, n$ , with  $n \in \mathbb{N}_{>0}$ . We order states from the lowest outcome state (designated by state number 1) to the highest outcome state (designated by state number  $n$ ), which means that  $x_1 \leq \dots \leq x_n$ .

We analyze the DT risk premium for a risk with  $n \geq 2$  effective states that have equal unconditional probability of occurrence given by  $\frac{2\varepsilon_1}{n}$ ,  $0 < \varepsilon_1 \leq \frac{1}{2}$ . The outcomes are, however,

allowed to be the same among adjacent states; this would correspond to a risk with non-equal state probabilities. Note the generality provided by this construction. We suppose that the risk has mean equal to zero, so  $\sum_{i=1}^n x_i = 0$ . One may verify that the unconditional maxiance of this  $n$ -state risk is given by

$$\bar{m}_2 = \frac{4\varepsilon_1^2}{n^2} \sum_{i=1}^n (2i-1) x_i, \quad (6.1)$$

and that the total probability mass  $\Pr = 2\varepsilon_1$ . Observe that the maxiance is of the order  $\varepsilon_1^2$ , i.e.,  $\bar{m}_2 = O(\varepsilon_1^2)$ .

Similar to Section 3, this zero-mean risk is attached to the intermediate branch of lottery  $B$  (with  $x \equiv 0$ ) to induce a mean-preserving spread. (We normalize the outcomes of the zero-mean risk by restricting them to the interval  $[-1, 1]$ . This ensures that the initial ordering of outcomes in lottery  $B$  is not affected and can easily be generalized.) The DT risk premium  $\rho$  then occurs as the solution to

$$\begin{aligned} & (h(p_0 + \varepsilon_1) - h(p_0 - \varepsilon_1))(w_0 - \rho) \\ &= \sum_{i=1}^n \left( h\left(p_0 - \varepsilon_1 + i\frac{2\varepsilon_1}{n}\right) - h\left(p_0 - \varepsilon_1 + (i-1)\frac{2\varepsilon_1}{n}\right) \right) (w_0 + x_i). \end{aligned} \quad (6.2)$$

From (6.2) we obtain the explicit solution

$$\rho = - \sum_{i=1}^n \frac{\left( h\left(p_0 - \varepsilon_1 + i\frac{2\varepsilon_1}{n}\right) - h\left(p_0 - \varepsilon_1 + (i-1)\frac{2\varepsilon_1}{n}\right) \right)}{h(p_0 + \varepsilon_1) - h(p_0 - \varepsilon_1)} x_i. \quad (6.3)$$

Then we state the following proposition:

**Proposition 6.1** *The generalization of the local approximation for the DT risk premium in (3.3) to non-binary risks is given by*

$$\begin{aligned} \rho &\simeq - \sum_{i=1}^n \frac{\frac{1}{2}(2i-1)\frac{4\varepsilon_1^2}{n^2}h''(p_0)}{2\varepsilon_1 h'(p_0)} x_i \\ &= \frac{\bar{m}_2}{2\Pr} \left( -\frac{h''(p_0)}{h'(p_0)} \right). \end{aligned}$$

*Proof.* From (6.3), by invoking Taylor series expansions around  $h(p_0)$  up to the second order in

$\varepsilon_1$ , the approximation follows upon rearranging terms and using  $\sum_{i=1}^n x_i = 0$ . The last equality is a direct consequence of the expression in (6.1).  $\square$

Next, turning to the risk premium under RDU, we consider, as under DT, an  $n$ -state zero-mean risk with unconditional state probabilities  $\frac{2\varepsilon_1}{n}$ , so  $\sum_{i=1}^n x_i = 0$  and  $\Pr = 2\varepsilon_1$ , now assumed to satisfy additionally that  $\mathfrak{m}_2 = \frac{2\varepsilon_1}{n} \sum_{i=1}^n x_i^2 = O(\varepsilon_2^2)$  for some  $\varepsilon_2 > 0$ . Upon attaching this zero-mean risk to the intermediate branch of lottery  $D$  (with  $y \equiv 0$  and assuming without losing generality that  $|x_i| < \varepsilon_2$ ), the RDU risk premium  $\lambda$  occurs as the solution to

$$\begin{aligned} & (h(p_0 + \varepsilon_1) - h(p_0 - \varepsilon_1)) U(w_0 - \lambda) \\ &= \sum_{i=1}^n \left( h\left(p_0 - \varepsilon_1 + i \frac{2\varepsilon_1}{n}\right) - h\left(p_0 - \varepsilon_1 + (i-1) \frac{2\varepsilon_1}{n}\right) \right) U(w_0 + x_i). \end{aligned} \quad (6.4)$$

Then we state the following proposition:

**Proposition 6.2** *The generalization of the local approximation for the RDU risk premium in (4.2) to non-binary risks is given by*

$$\begin{aligned} \lambda &\simeq - \sum_{i=1}^n \frac{\frac{1}{2} \frac{2\varepsilon_1}{n} U''(w_0)}{2\varepsilon_1 U'(w_0)} x_i^2 - \sum_{i=1}^n \frac{\frac{1}{2} (2i-1) \frac{4\varepsilon_1^2}{n^2} h''(p_0)}{2\varepsilon_1 h'(p_0)} x_i \\ &= \frac{\mathfrak{m}_2}{2\Pr} \left( -\frac{U''(w_0)}{U'(w_0)} \right) + \frac{\bar{\mathfrak{m}}_2}{2\Pr} \left( -\frac{h''(p_0)}{h'(p_0)} \right). \end{aligned}$$

*Proof.* From (6.4), by invoking Taylor series expansions up to the first order in  $\lambda$  around  $U(w_0)$  and up to the second order in  $x_i$  and  $\varepsilon_1$  around  $U(w_0)$  and  $h(p_0)$ , upon rearranging terms and using  $\sum_{i=1}^n x_i = 0$ , we obtain, at the leading orders, the stated approximation for the RDU risk premium. The last equality is a direct consequence of the expression in (6.1) and its primal counterpart  $\mathfrak{m}_2 = \frac{2\varepsilon_1}{n} \sum_{i=1}^n x_i^2$ .  $\square$

## 7 Examples

Owing to its local nature, our approximation is valid and can insightfully be applied when the probability weighting function is not globally concave, as is suggested by ample experimental

evidence. Consider the canonical probability weighting function of Prelec [35] given by<sup>14</sup>

$$h(p) = 1 - \exp\{-(-\log(1-p))^\alpha\}, \quad 0 < \alpha < 1. \quad (7.1)$$

It captures the following properties which are observed empirically: it is regressive (first,  $h(p) > p$ , next  $h(p) < p$ ), is inverse  $s$ -shaped (first concave, next convex), and is asymmetric (intersecting the identity probability weighting function  $h(p) = p$  at  $p^* = 1 - 1/\exp(1)$ , the inflection point).<sup>15</sup> The upper panel of Figure 8 plots this probability weighting function for  $\alpha \in \{0.1, 0.3, \dots, 0.9\}$ . (Wu and Gonzalez [45] report estimated values of  $\alpha$  between 0.03 and 0.95.)

Its local index  $-\frac{h''(p)}{h'(p)}$  takes the form

$$-\frac{h''(p)}{h'(p)} = -\frac{1 - \alpha(1 - (-\log(1-p))^\alpha) + \log(1-p)}{(1-p)\log(1-p)}. \quad (7.2)$$

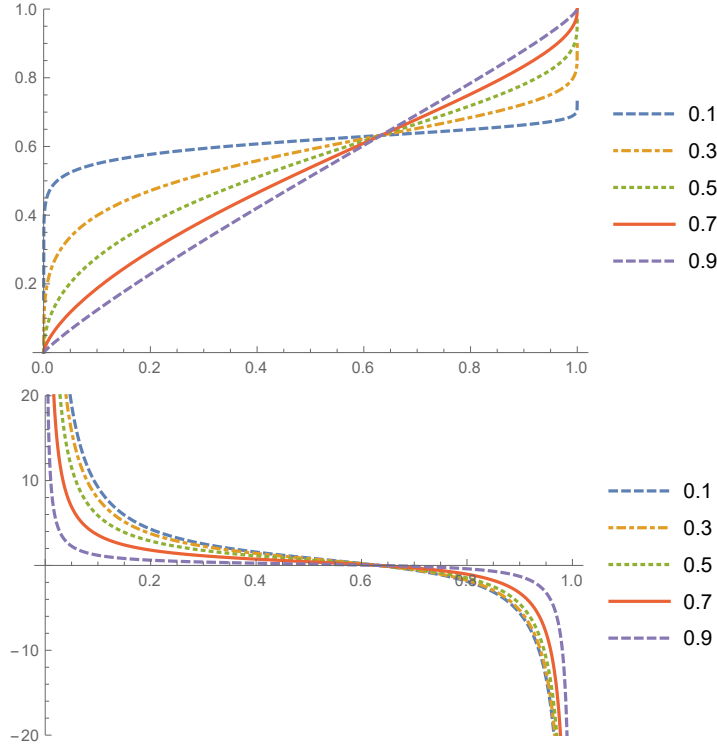
Figure 8, lower panel, plots this local index for  $\alpha \in \{0.1, 0.3, \dots, 0.9\}$ . All examples in this section refer to one-parameter probability weighting functions, but multi-parameter probability weighting functions may just as well be considered.

The inverse  $s$ -shape of the probability weighting function (first concave, next convex) implies that its local index changes sign at the inflection point. More specifically, the local index associated with Prelec's probability weighting function is decreasing (first positive, next negative) in  $p$  for any  $0 < \alpha < 1$ . This property is naturally consistent with the inverse  $s$ -shape property of the probability weighting function: the inverse  $s$ -shape property is meant to represent a psychological phenomenon known as *diminishing sensitivity* in the probability domain (rather than the payoff domain), under which the decision-maker is less sensitive to changes in the objective probabilities when they move away from the reference points 0 and 1, and becomes more sensitive when the objective probabilities move towards these reference points.

<sup>14</sup>Recall our convention to distort cumulative probabilities rather than decumulative probabilities. Prelec's original function is given by  $w(p) = 1 - h(1-p)$ .

<sup>15</sup>Prelec's function is characterized axiomatically as the probability weighting function of a sign- and rank-dependent preference representation that exhibits subproportionality, diagonal concavity, and so-called *compound invariance*.

Figure 8: Prelec’s Probability Weighting Function (upper panel) and its Local Index (lower panel). We consider  $\alpha \in \{0.1, 0.3, \dots, 0.9\}$ .



A decreasing local index implies in particular that  $h''' > 0$ . (By Pratt [33], the sign of the derivative of the local index is the same as the sign of  $(h''(p))^2 - h'(p)h'''(p)$ .) Inverse  $s$ -shaped probability weighting functions, including Prelec’s canonical example, usually exhibit positive signs for the odd derivatives and alternating signs (first negative, then positive) for the even derivatives. For a probability weighting function that is inverse  $s$ -shaped (first concave, then convex) and has second derivative equal to zero at the inflection point, a positive sign of the third derivative means that the function becomes increasingly concave when we move to the left of the inflection point and becomes increasingly convex when we move to the right of the inflection point.

In Figure B.1 in the online appendix we also plot the local index  $-\frac{h''(p)}{h'(p)}$  of the probability weighting function proposed by Tversky and Kahneman [44] (see also Wu and Gonzalez [45])

given by

$$h(p) = 1 - \frac{(1-p)^\beta}{\left((1-p)^\beta + p^\beta\right)^{1/\beta}}, \quad 0 < \beta < 1, \quad (7.3)$$

for values of the parameter  $\beta \in \{0.55, 0.65, \dots, 0.95\}$  as found in experiments (Wu and Gonzalez [45] report estimated values of  $\beta$  between 0.57 and 0.94). Observe the similarity between the shapes in Figure 8 and Figure B.1.

The analysis in this paper reveals that for a small risk the sign and size of the maxiance's contribution to the RDU risk premium, given by the second term on the right-hand side of (4.2), i.e.,

$$\frac{\bar{m}_2}{2Pr} \left( -\frac{h''(p_0)}{h'(p_0)} \right),$$

varies with the probability level  $p_0$ , from strongly positive to strongly negative, in tandem with the local index  $-\frac{h''(p)}{h'(p)}$  to which it is proportional.

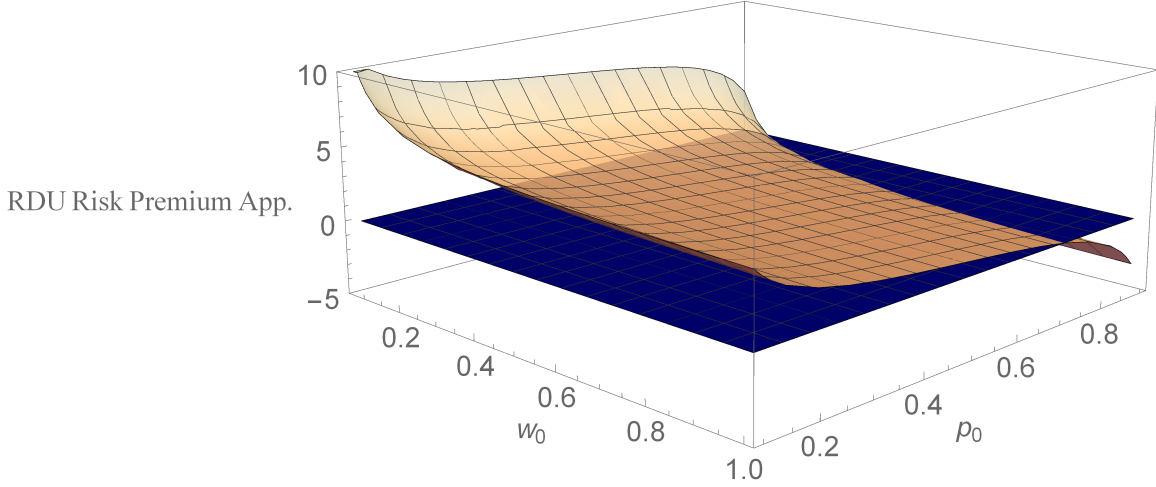
We finally plot in Figure 9 our approximation to the RDU risk premium (4.2) of a risk with small variance and maxiance normalized to satisfy  $\frac{\bar{m}_2}{2Pr} = \frac{\bar{m}_2}{2Pr} = 1$ , as a function of both the initial wealth level  $w_0$  and the probability level  $p_0$ . We suppose the utility function is given by the conventional power utility (note that we consider a pure rank-dependent model)

$$U(x) = x^\gamma, \quad (7.4)$$

with  $\gamma = 0.5$  (consistent with the gain domain in Tversky and Kahneman [44] and with experimental evidence in Wu and Gonzalez [45]), and the probability weighting function is that of Prelec with parameter  $\alpha = 0.65$ .

Figure 9 illustrates the interplay between the variance's and the maxiance's contributions to the RDU risk premium (4.2), depending on the local indices  $\left(-\frac{U''(w)}{U'(w)}\right)$  and  $\left(-\frac{h''(p)}{h'(p)}\right)$  evaluated in the wealth and probability levels  $w_0$  and  $p_0$ , respectively. The light-orange surface represents our approximation (4.2) to the RDU risk premium  $\lambda$ , while the dark-blue surface is the  $\lambda = 0$ -plane. To illustrate the effect of a change in variance or maxiance, we also plot in Figure B.2 in the online appendix the surface of the RDU risk premium approximation (4.2) for a small risk with ratio between the variance and maxiance equal to 3 (upper panel) and 1/3 (lower)

Figure 9: Surface of the RDU Risk Premium Approximation. We consider a risk with small variance and maxiance normalized to satisfy  $\frac{m_2}{2Pr} = \frac{\bar{m}_2}{2Pr} = 1$  under power utility (with  $\gamma = 0.5$ ) and Prelec's probability weighting function (with  $\alpha = 0.65$ ).

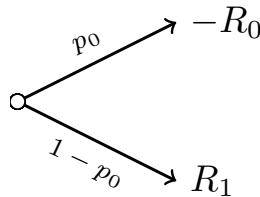


panel, instead of a ratio of 1 as in Figure 9.

## 8 A Portfolio Application

In order to illustrate how the concepts we have developed can be used we consider a simple portfolio problem with a safe asset, the return of which is zero, and a binary risky asset with returns expressed by the following representation:<sup>16</sup>

Figure 10: Return Distribution of the Risky Asset



Taking  $\frac{R_1}{R_0+R_1} > p_0$  makes the expected return strictly positive.

---

<sup>16</sup>We assume  $0 < R_0 < R_1$ .

If an RDU investor has initial wealth  $w_0$  his portfolio optimization problem is given by

$$\arg \max_{\alpha} \{h(p_0) U(w_0 - \alpha R_0) + (1 - h(p_0)) U(w_0 + \alpha R_1)\}, \quad (8.1)$$

with first-order condition (FOC) given by

$$-R_0 h(p_0) U'(w_0 - \alpha R_0) + R_1 (1 - h(p_0)) U'(w_0 + \alpha R_1) \equiv 0.$$

It is straightforward to show that the second-order condition for a maximum is satisfied provided  $U'' < 0$ .

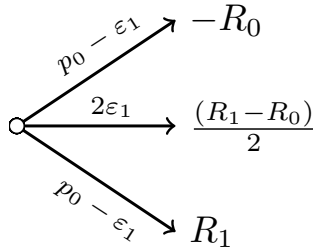
Let us now pay attention to the RDU investor for whom it is optimal to choose not to invest in the risky asset, i.e., to select  $\alpha \equiv 0$ . Plugging  $\alpha \equiv 0$  into the FOC we obtain the condition

$$h(p_0) \equiv \frac{R_1}{R_0 + R_1}. \quad (8.2)$$

Without surprise,  $h(p_0) > p_0$ . This value of  $h(p_0)$  expresses the intensity of risk aversion that induces the choice of  $\alpha \equiv 0$ .

Now consider a mean-preserving contraction of the return of the risky asset given by:

Figure 11: Mean-Preserving Contraction of the Risky Asset



One may verify that such a mean-preserving contraction for a decision-maker who had decided not to participate in the risky asset may induce him to select a strictly positive  $\alpha$ .

Hence, we raise the following question: By how much should we reduce the intermediate return  $\frac{R_1 - R_0}{2}$  to induce the decision-maker to stick to the optimal  $\alpha$  equal to zero? The answer



to this question is denoted by  $\varsigma$ .

Because we are concentrating on the situation where  $\alpha \equiv 0$  is optimal, the analysis is related only to the shape of the probability weighting function. Indeed, the shape of  $U$  that appears in the FOC through different values of  $U'$  becomes irrelevant at  $\alpha \equiv 0$ . The reason to concentrate on  $\alpha \equiv 0$  where only the probability weighting function matters under RDU pertains to the well-known fact that under EU a mean-preserving contraction of the risky return has an ambiguous effect on the optimal  $\alpha$  (Gollier [24]).

It turns out that, upon invoking Taylor series expansions and after several basic manipulations, the reduction  $\varsigma$  that answers our question raised above is given by

$$\varsigma \simeq \frac{\bar{m}_2}{2\Pr} \left( -\frac{h''(p_0)}{h'(p_0)} \right), \quad (8.3)$$

where  $\bar{m}_2$  is the maxiance of the risk that, unconditionally, takes the values  $\pm \frac{R_0+R_1}{2}$  each with probability  $\varepsilon_1$ , and where  $\Pr$  is the total probability mass of this risk. Again the second dual moment (instead of the primal one) appears, jointly with the intensity of risk aversion induced by the probability weighting function. In particular, the mean-preserving contraction is an improvement and has made the risky asset attractive if and only if  $\varsigma$  is positive.

## 9 Conclusion

Under EU, the risk premium is approximated by an expression that multiplies half the variance of the risk (i.e., its second primal central moment) by the local index of absolute risk aversion. This expression dissects the complex interplay between the risk's probability distribution, the decision-maker's preferences, and his initial wealth that the risk premium in general depends on. Surprisingly, a similar expression almost never appears in non-EU models.

In this paper, we have shown that when one refers to the second dual moment—instead of, or on par with, its primal counterpart—one obtains quite naturally an approximation to the risk premium in canonical non-EU models that mimics the well-known result within EU. In particular, this yields local indexes of absolute risk aversion and approximations to the risk

premia in the non-EU models given by the dual theory and the popular rank-dependent utility model.

The second dual moment, or “maxiance”, plays an instrumental role in this development. Indeed, we show that the maxiance stands on equal footing with the variance as a fundamental measure of risk, for a rank-dependent utility maximizer who evaluates a small zero-mean risk. The links between primal and dual second moments, i.e., variance and maxiance, on the one hand and the local indexes of absolute risk aversion on the other hand that we uncover, are intimately connected to the three canonical decision models—rank-dependent utility and its two special cases given by expected utility and the dual theory—that we consider. A generalization of our results to cover alternative non-EU models, such as reference-dependent models (see e.g., the interesting recent work of Baillon, Bleichrodt and Spinu [6] and Masatlioglu and Raymond [29]), will require other concepts instead of, or in addition to, primal and dual moments and constitutes a promising future research avenue.

The PA-approximation of the risk premium under EU has induced thousands of applications and results in many fields such as operations research, insurance, finance, and environmental economics. So far, comparable developments have been witnessed to a much lesser extent outside the EU model. Hopefully, the new and simple expressions of the approximated risk premia we find may contribute to a widespread analysis and use of risk premia for non-EU.

**Acknowledgements.** We are very grateful to the Editor, Associate Editor, and two referees for thoughtful comments and suggestions that have significantly improved the paper. We are also grateful to Loic Berger (discussant), Sebastian Ebert, Glenn Harrison, Richard Peter (discussant), Nicolas Treich, Ilia Tsetlin, Bob Winkler, conference and seminar participants at the CEAR/MRIC Behavioral Insurance Workshop in Munich and City University of London, and, in particular, to Christian Gollier for many detailed comments and suggestions and to Harris Schlesinger (†) for discussions. This research was funded in part by the French Agence Nationale de la Recherche under grant ANR-17-CE03 (Eeckhoudt, project Induced) and the Netherlands Organization for Scientific Research under grant NWO VIDI 2009 (Laeven). Research assistance of Andrei Lalu is gratefully acknowledged.

**Brief Author Biographies.**

**Louis R. Eeckhoudt** is Full Professor Emeritus at the IÉSEG School of Management of the Catholic University of Lille. His research focuses on the economics of risk, with a special interest in higher-order risk attitudes.

**Roger J. A. Laeven** is Full Professor at the Amsterdam School of Economics of the University of Amsterdam. His research focuses on the mathematics and economics of risk, with a special interest in modeling and measuring 21st-century financial-economic, environmental and technological risks.

## References

- [1] ABDELLAOUI, M. (2000). Parameter-free elicitation of utility and probability weighting functions. *Management Science* 46, 1497-1512.
- [2] AÏT-SAHALIA, Y. AND A. LO (2000). Nonparametric risk management and implied risk aversion, *Journal of Econometrics* 94, 9-51.
- [3] ARROW, K.J. (1965). *Aspects of the Theory of Risk-Bearing*. Yrjö Jahnsson Foundation, Helsinki.
- [4] ARROW, K.J. (1971). *Essays in the Theory of Risk-Bearing*. North-Holland, Amsterdam.
- [5] ATKINSON, A.B. (1970). On the measurement of inequality. *Journal of Economic Theory* 2, 244-263.
- [6] BAILLON A., H. BLEICHRODT AND V. SPINU (2018). Searching for the reference point. Mimeo, Erasmus University Rotterdam.
- [7] BEN-PORATH, E. AND I. GILBOA (1994). Linear measures, the Gini index, and the income-equality trade-off. *Journal of Economic Theory* 64, 443-467.
- [8] BINSWANGER, H.P. (1981). Attitudes towards risk: Theoretical implications of an experiment in rural India. *The Economic Journal* 91, 867-890.
- [9] CHATEAUNEUF, A., T. GAJDOS AND P.-H. WILTHIEN (2002). The principle of strong diminishing transfer. *Journal of Economic Theory* 103, 311-333.
- [10] CHATEAUNEUF, A., M. COHEN AND I. MEILIJSON (2004). Four notions of mean preserving increase in risk, risk attitudes and applications to the Rank-Dependent Expected Utility model. *Journal of Mathematical Economics* 40, 547-571.
- [11] CHATEAUNEUF, A., M. COHEN AND I. MEILIJSON (2005). More pessimism than greediness: A characterization of monotone risk aversion in the rank-dependent expected utility model. *Economic Theory* 25, 649-667.
- [12] CHERNY, A. AND D. MADAN (2009). New measures for portfolio evaluation. *Review of Financial Studies* 22, 2571-2606.
- [13] CHEW, S.H., E. KARNI AND Z. SAFRA (1987). Risk aversion in the theory of expected utility with rank dependent probabilities. *Journal of Economic Theory* 42, 370-381.
- [14] COHEN, M.D. (1995). Risk-aversion concepts in expected- and non-expected-utility models. *The Geneva Papers on Risk and Insurance Theory* 20, 73-91.
- [15] DAVIES, J. AND M. HOY (1995). Making inequality comparisons when Lorenz curves intersect. *American Economic Review* 85, 980-986.
- [16] DAVID, H.A. (1981). *Order Statistics*. 2nd Ed., Wiley, New York.
- [17] EECKHOUDT, L.R., C. GOLLIER AND H. SCHLESINGER (2005). *Economic and Financial Decisions under Risk*. Princeton, Princeton University Press.

- [18] EECKHOUDT, L.R. AND H. SCHLESINGER (2006). Putting risk in its proper place. *American Economic Review* 96, 280-289.
- [19] EECKHOUDT L.R., H. SCHLESINGER AND I. TSETLIN (2009). Apportioning of risks via stochastic dominance. *Journal of Economic Theory* 144, 994-1003.
- [20] EECKHOUDT, L.R., R.J.A. LAEVEN AND H. SCHLESINGER (2020). Risk apportionment: The dual story. *Journal of Economic Theory* 185, 104971.
- [21] EICHNER, T. AND A. WAGENER (2009). Multiple risks and mean-variance preferences. *Operations Research* 57, 1142-1154.
- [22] EKERN, S. (1980). Increasing  $n$ th degree risk. *Economics Letters* 6, 329-333.
- [23] FISHBURN, P.C. (1980). Stochastic dominance and moments of distributions. *Mathematics of Operations Research* 5, 94-100.
- [24] GOLLIER, C. (1995). The comparative statics of changes in risk revisited. *Journal of Economic Theory* 66, 522-536.
- [25] HARRISON, G.W. AND J.T. SWARTHOUT (2016). Cumulative prospect theory in the laboratory: A reconsideration, Mimeo, CEAR.
- [26] HOLT, C.A. AND S.K. LAURY (2002). Risk aversion and incentive effects. *American Economic Review* 92, 1644-1655.
- [27] MACHINA, M.J. AND W.S. NEILSON (1987). The Ross characterization of risk aversion: Strengthening and extension. *Econometrica* 55, 1139-1149.
- [28] MACHINA, M.J. AND J.W. PRATT (1997). Increasing risk: Some direct constructions. *Journal of Risk and Uncertainty* 14, 103-127.
- [29] MASATLIOGLU, Y. AND C. RAYMOND (2016). A behavioral analysis of stochastic reference dependence. *American Economic Review* 106, 27602782.
- [30] MEYER, J. (1987). Two-moment decision models and expected utility maximization. *American Economic Review* 77, 421-430.
- [31] MULIERE, P. AND M. SCARSINI (1989). A note on stochastic dominance and inequality measures. *Journal of Economic Theory* 49, 314-323.
- [32] NAU, R.F. (2003). A generalization of Pratt-Arrow measure to nonexpected-utility preferences and inseparable probability and utility. *Management Science* 49, 1089-1104.
- [33] PRATT, J.W. (1964). Risk aversion in the small and in the large. *Econometrica* 32, 122-136.
- [34] PRATT, J.W. (1990). The logic of partial-risk aversion: Paradox lost. *Journal of Risk and Uncertainty* 3, 105-113.
- [35] PRELEC, D. (1998). The probability weighting function. *Econometrica* 66, 497-527.

- [36] QUIGGIN, J. (1982). A theory of anticipated utility. *Journal of Economic Behaviour and Organization* 3, 323-343.
- [37] ROËLL, A. (1987). Risk aversion in Quiggin and Yaari's rank-order model of choice under uncertainty. *The Economic Journal* 97, 143-159.
- [38] ROSS, S.A. (1981). Some stronger measures of risk aversion in the small and the large with applications. *Econometrica* 49, 621-638.
- [39] ROTHSCCHILD, M. AND J.E. STIGLITZ (1970). Increasing risk: I. A definition. *Journal of Economic Theory* 2, 225-243.
- [40] RYAN, M.J. (2006). Risk aversion in RDEU. *Journal of Mathematical Economics* 42, 675-697.
- [41] SCHMIDT, U. AND H. ZANK (2008). Risk aversion in cumulative prospect theory. *Management Science* 54, 208-216.
- [42] SEGAL, U. AND A. SPIVAK (1990). First order versus second order risk aversion. *Journal of Economic Theory* 51, 111-125.
- [43] SMITH, J.E. AND R.L. WINKLER (2006). The optimizer's curse: Skepticism and postdecision surprise in decision analysis. *Management Science* 52, 311-322.
- [44] TVERSKY, A. AND D. KAHNEMAN (1992). Advances in prospect theory: Cumulative representation of uncertainty. *Journal of Risk and Uncertainty* 5, 297-323.
- [45] WU, G. AND R. GONZALEZ (1996). Curvature of the probability weighting function. *Management Science* 42, 1676-1690.
- [46] YAARI, M.E. (1969). Some remarks on measures of risk aversion and on their uses. *Journal of Economic Theory* 1, 315-329.
- [47] YAARI, M.E. (1986). Univariate and multivariate comparisons of risk aversion: a new approach. In: Heller, W.P., R.M. Starr and D.A. Starrett (Eds.). *Uncertainty, Information, and Communication*. Essays in honor of Kenneth J. Arrow, Volume III, pp. 173-188, 1st Ed., Cambridge University Press, Cambridge.
- [48] YAARI, M.E. (1987). The dual theory of choice under risk. *Econometrica* 55, 95-115.
- [49] YITZHAKI, S. (1982). Stochastic dominance, mean variance, and Gini's mean difference. *American Economic Review* 72, 178-185.